



LED EII HF Batten

Features

- High lumen output efficiency up to 105lm/W
- Plug & play installation
- Energy saving
- Long lifespan, easy install

Benefits

- Easily retrofit conventional T8 batten with LED
- Easy to use
- Up to 60% energy savings compared to conventional T8 batten
- Lasts 3 times longer than conventional T8 batten

Application



Specification

Item Code	Item Description	Power (W)	Power Factor	Lumen (lm)	Efficacy (lm/W)	CRI	CCT (K)	Lifetime (L70B50)
542005015710	LED-E-HF Batten-SF-600mm-18W-3000K-CT-2	18	0.9	1900	105	80	3000	20000
542005015810	LED-E-HF Batten-SF-600mm-18W-4000K-CT-2	18	0.9	2000	110	80	4000	20000
542005015910	LED-E-HF Batten-SF-600mm-18W-6500K-CT-2	18	0.9	2000	110	80	6500	20000
542005016010	LED-E-HF Batten-SF-1200mm-36W-3000K-CT-2	36	0.9	3800	105	80	3000	20000
542005016110	LED-E-HF Batten-SF-1200mm-36W-4000K-CT-2	36	0.9	4000	110	80	4000	20000
542005016210	LED-E-HF Batten-SF-1200mm-36W-6500K-CT-2	36	0.9	4000	110	80	6500	20000
542005016310	LED-E-HF Batten-SP-600mm-18W-3000K-CT-2	18	0.9	1900	105	80	3000	20000
542005016410	LED-E-HF Batten-SP-600mm-18W-4000K-CT-2	18	0.9	2000	110	80	4000	20000
542005016510	LED-E-HF Batten-SP-600mm-18W-6500K-CT-2	18	0.9	2000	110	80	6500	20000
542005016610	LED-E-HF Batten-SP-1200mm-36W-3000K-CT-2	36	0.9	3800	105	80	3000	20000
542005016710	LED-E-HF Batten-SP-1200mm-36W-4000K-CT-2	36	0.9	4000	110	80	4000	20000
542005016810	LED-E-HF Batten-SP-1200mm-36W-6500K-CT-2	36	0.9	4000	110	80	6500	20000

Technical Specifications

On/Off Cycles	20000
Colour Consistency(SDCM)	6
Dimmable	No
Housing Colour	Grey+White
IP	20
Driver integrated(Yes/No)	Yes
Glow wire test	650 C
Driver failuer rate	<1%
Weight(kg/pc)	18W: 0.419 36W: 0.701

Electrical Supply

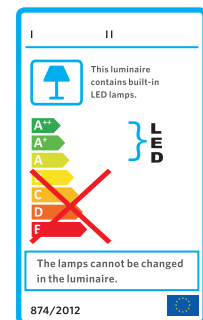
Frequency (Hz)	50/60
Voltage (V)	220-240
AC / DC	AC

Mechanical Properties

Housing Material	Aluminium
Optical Material	PC

Certification


CB



Packaging Information

Item		Single box(1pc/box)		Outer box		
Item Code	Item Description	Dimensions(mm) (LxWxH)	Gross Weight (kg)	Dimensions(mm) (LxWxH)	Gross Weight (kg)	Packing Qty (pcs/unit)
542005015710	LED-E-HF Batten-SF-600mm-18W-3000K-CT-2	80*80*668	0.419	426*352*678	0.485	20
542005015810	LED-E-HF Batten-SF-600mm-18W-4000K-CT-2	80*80*668	0.419	426*352*678	0.485	20
542005015910	LED-E-HF Batten-SF-600mm-18W-6500K-CT-2	80*80*668	0.419	426*352*678	0.485	20
542005016010	LED-E-HF Batten-SF-1200mm-36W-3000K-CT-2	80*80*1268	0.701	426*352*1278	0.802	20
542005016110	LED-E-HF Batten-SF-1200mm-36W-4000K-CT-2	80*80*1268	0.701	426*352*1278	0.802	20
542005016210	LED-E-HF Batten-SF-1200mm-36W-6500K-CT-2	80*80*1268	0.701	426*352*1278	0.802	20
542005016310	LED-E-HF Batten-SP-600mm-18W-3000K-CT-2	80*80*668	0.419	426*352*678	0.485	20
542005016410	LED-E-HF Batten-SP-600mm-18W-4000K-CT-2	80*80*668	0.419	426*352*678	0.485	20
542005016510	LED-E-HF Batten-SP-600mm-18W-6500K-CT-2	80*80*668	0.419	426*352*678	0.485	20
542005016610	LED-E-HF Batten-SP-1200mm-36W-3000K-CT-2	80*80*1268	0.701	426*352*1278	0.802	20
542005016710	LED-E-HF Batten-SP-1200mm-36W-4000K-CT-2	80*80*1268	0.701	426*352*1278	0.802	20
542005016810	LED-E-HF Batten-SP-1200mm-36W-6500K-CT-2	80*80*1268	0.701	426*352*1278	0.802	20

Accessory

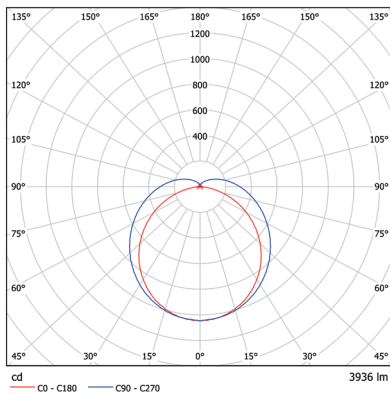
Accessory		Outer box			Picture
Item Code	Item Description	Dimensions(mm) (LxWxH)	Gross Weight (kg)	Packing Qty (pcs)	
599006044710	LED-E-Linear Office-Suspended Rope	240*160*150	2.568	24	
599006044610	LED-E-Linear Office-Middle Connector	365*190*175	5.65	50	

Dimensional Drawing



	18W	36W
L (mm)	600	1200
W (mm)	50	50
H (mm)	47	47

Photometric Data



OPPLE SHANGHAI OFFICE

Building V3, The Mixc, 1799 Wuzhong Road,
Minhang District, Shanghai, China

ZIP: 201103

T +86 21 3855 0000

E intersales@opple.com

WWW.OPPLE.COM/EN